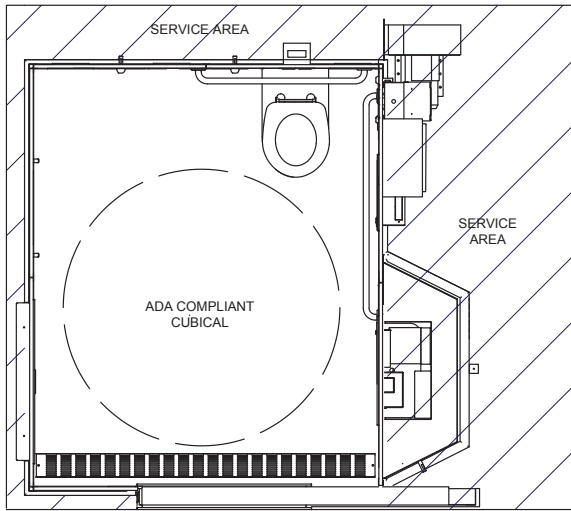




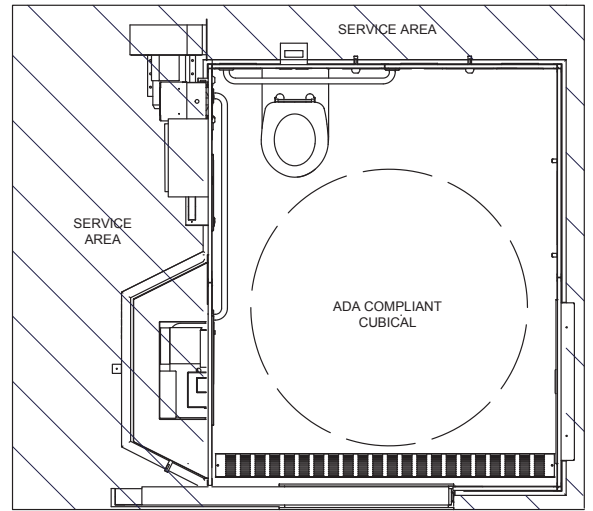
EUROKIT

EUROKIT ACCESSIBLE

WIDTH: 10' 4" *
DEPTH: 9' 1"



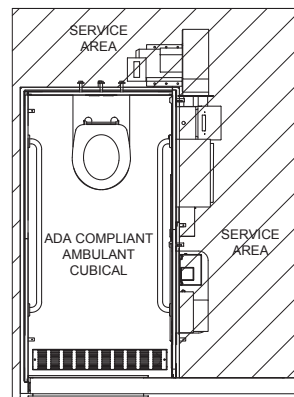
LEFT HAND SIDE



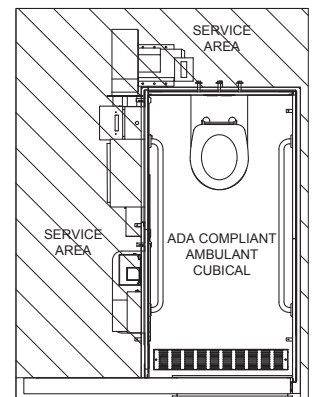
RIGHT HAND SIDE

EUROKIT AMBULANT

WIDTH: 6' 1" *
DEPTH: 8' 1"



LEFT HAND SIDE



RIGHT HAND SIDE

* Dimensions include service bay exclusion zone



HERITAGE INSTALLATIONS

Preservation

Eurokits transform spaces giving new life and preserving community heritage.



Extends Asset Life

Community assets can be refreshed avoiding the need for costly demolition and re-build.



Minimize Disruption

The flatpack design is fast to install minimizing disruption and inconvenience to the public.



ARCHITECTURAL INSTALLATIONS

Flexible

Eurokits can be installed into a wide range of existing structures and are ideal for transit locations.



Design Friendly

Perfect for architectural buildings Eurokits can reflect almost any design theme.



Customize

Eurokits can be designed for almost any cubicle type and size depending on installation needs.



POPULAR DOORS

Swing Doors

Available in Powder Coated Aluminum or Stainless Steel.



Manual Sliding Doors

Heavy Duty Stainless Steel construction ideal for high wind zones or transit installations.



Automated Sliding Doors

Heavy Duty Stainless Steel construction for transit installations and improved disability access.

